

Match Book



The cover features a background image of a shooter in a blue and purple jersey aiming a handgun, with a tropical beach and cityscape in the background. The text 'ARUBA OPEN 2022' is written in large, stylized yellow letters. The I.P.S.C. logo is visible in the top right and bottom left. The website 'WWW.ARUBASHOOTERS.COM' is at the bottom. The main match dates are 'MAIN MATCH April 30 + May 1'.

**ARUBA
OPEN
2022**

**PRACTICAL SHOOTERS
A.P.S.C.
ARUBA**

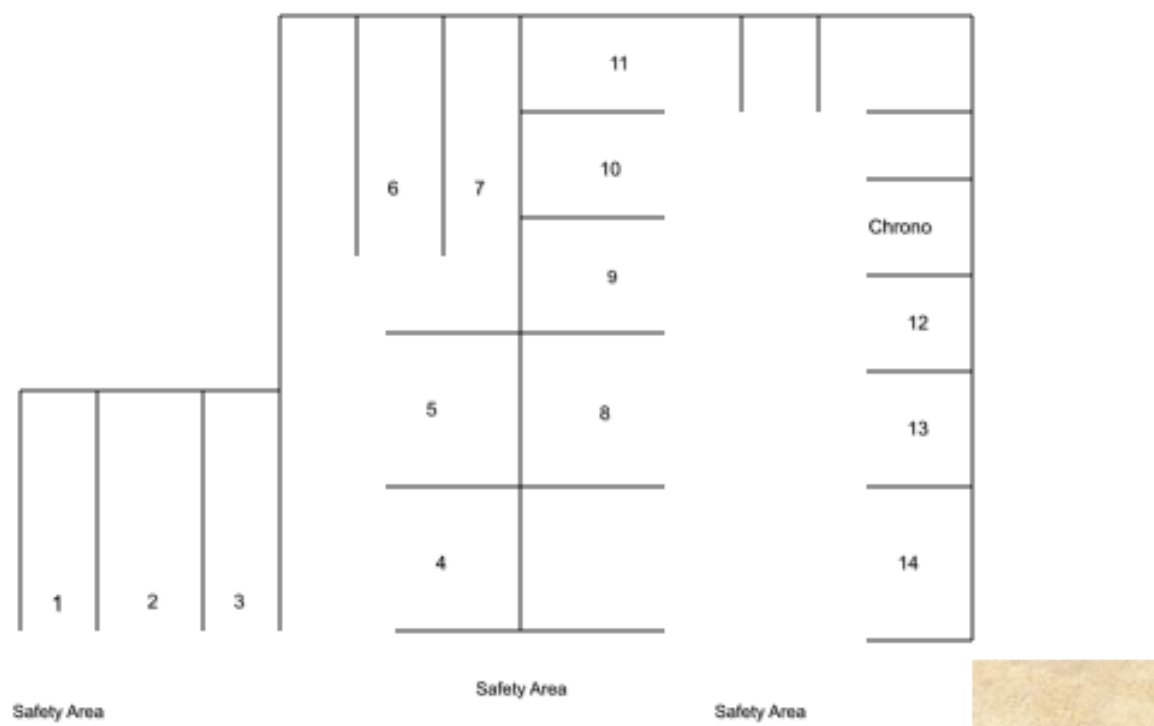
**WORLD SHOOT
IVII 2014
FLA. COUNTY, FL. USA**

WWW.ARUBASHOOTERS.COM

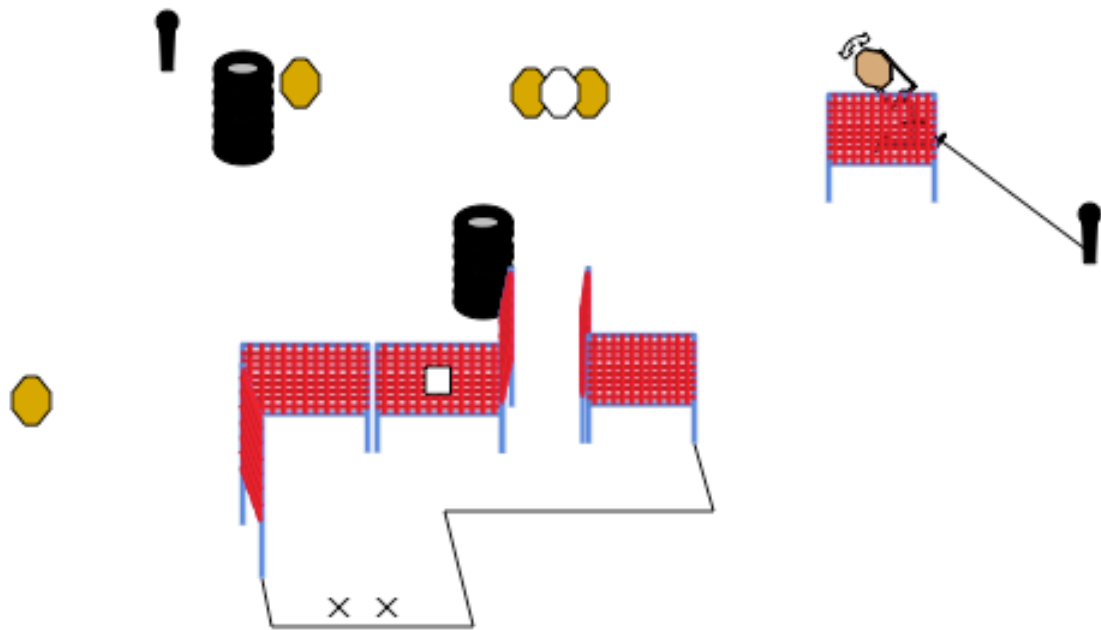
I.P.S.C.

MAIN MATCH April 30 + May 1

Range Layout



Stage 1



Stage 1

Targets: 5 IPSC Targets, 1 IPSC No Shoots, 2 IPSC Poppers, 1 Swinger

Possible Points: 60 Points

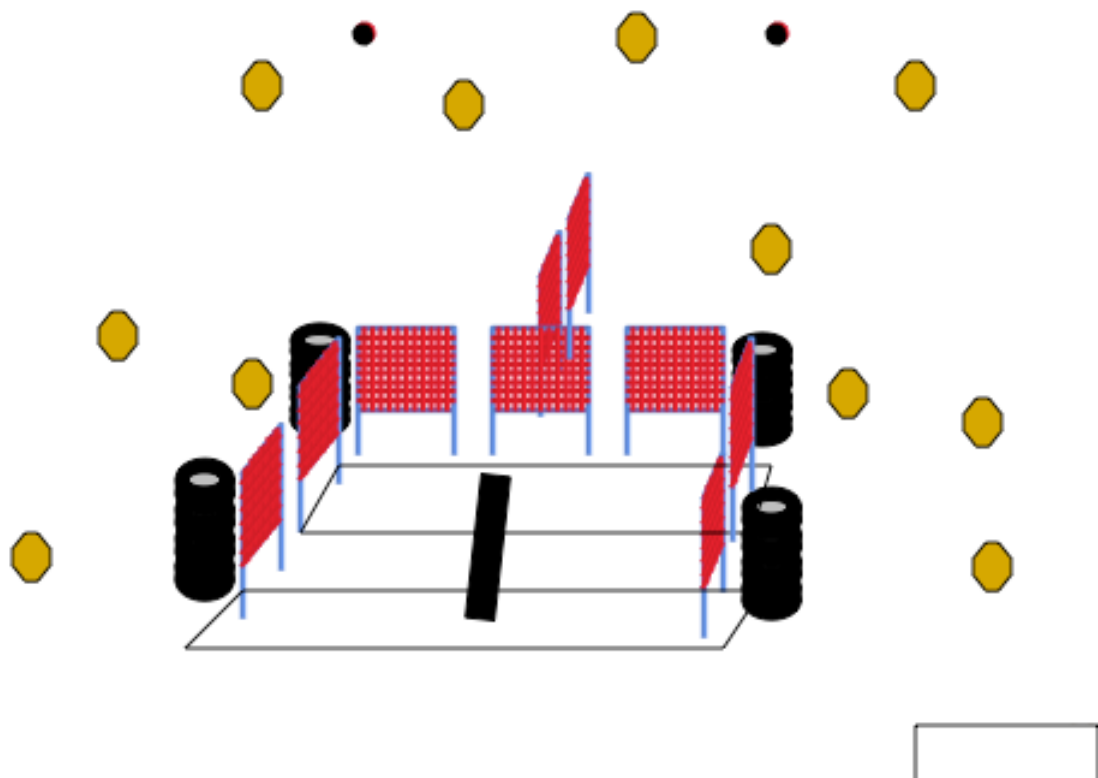
Rounds to be scored: 12 Rounds

Start Position: Standing heels touching the marks as demonstrated, Time Starts - audible signal.

Start Condition: Firearm Ready Condition.

Procedure: On the start signal, engage all targets. IPSC Popper activates the swinging target and remains visible at rest.

Stage 2



Stage 2

Targets: 11 IPSC Targets, 2 IPSC Plates

Possible Points: 120 Points

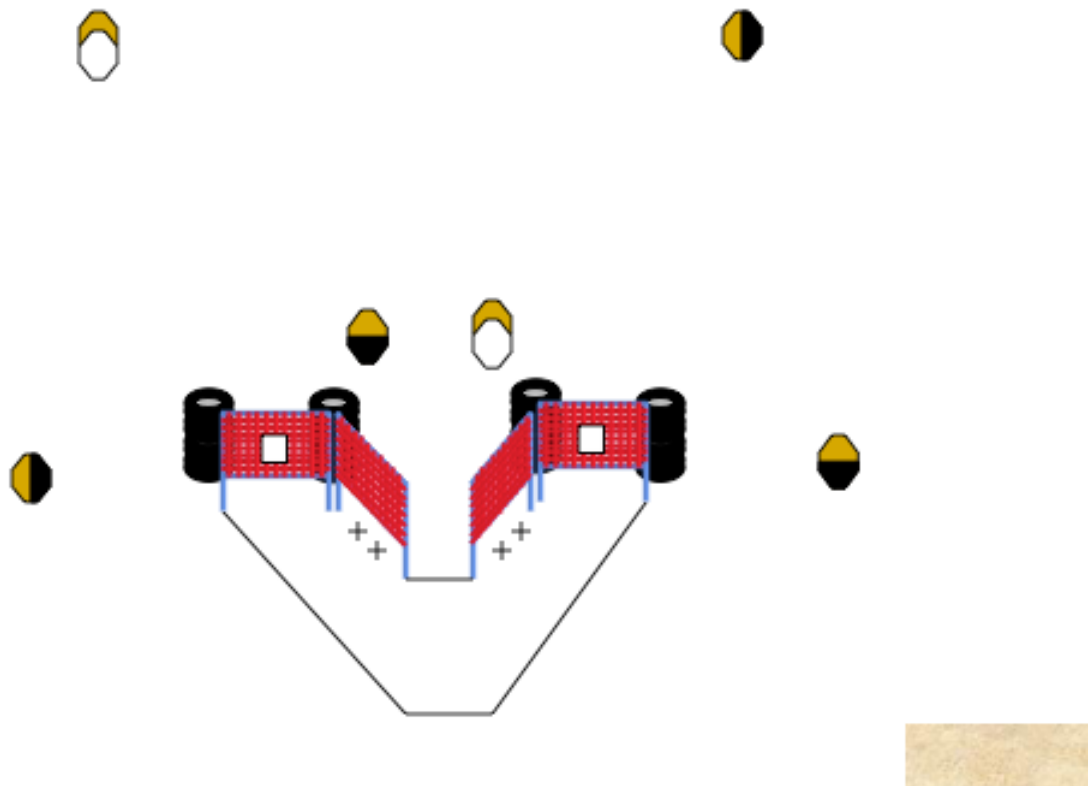
Rounds to be scored: 24 Rounds

Start Position: Standing Anywhere in shooting area, as demonstrated, Time Starts - audible signal.

Start Condition: Firearm Ready Condition

Procedure: On the start signal, engage all targets.

Stage 3



Stage 3

Targets: 6 IPSC Targets. 2 IPSC No Shoots

Possible Points: 60 Points

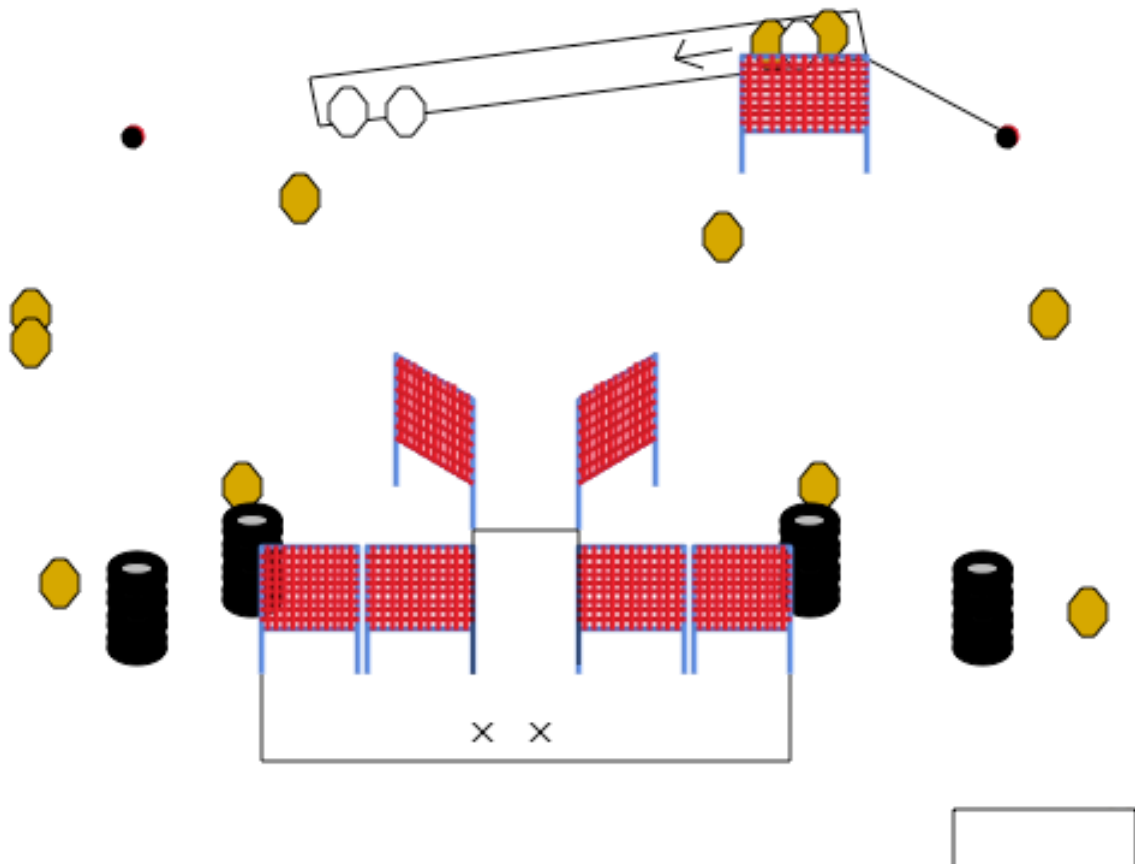
Rounds to be scored: 12 Rounds

Start Position: Standing at either side of the markers toes touching markers, as demonstrated. Time Starts - audible signal.

Start Condition: Firearm Ready Condition

Procedure: On the start signal, engage all targets.

Stage 4



Stage 4

Targets: 10 IPSC Targets, 2 IPSC Plate2, 3 IPSC No Shoots

Possible Points: 110 Points

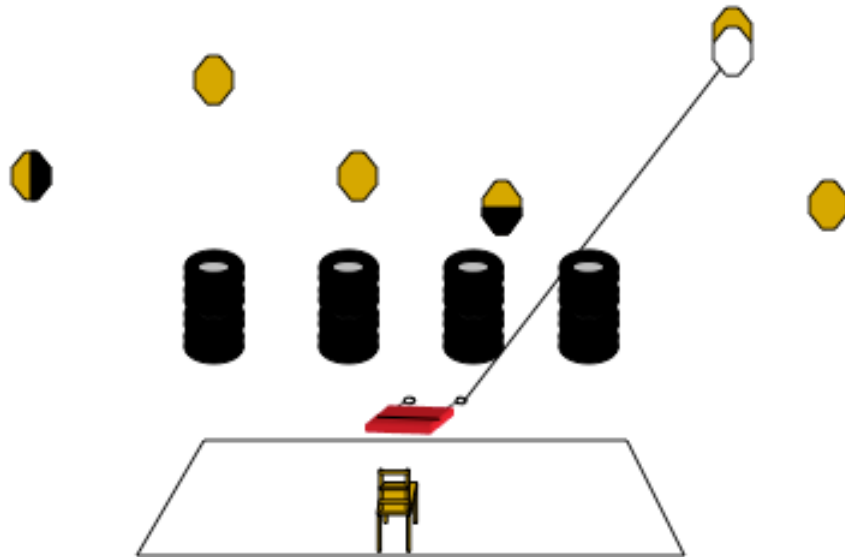
Rounds to be scored: 22 Rounds

Start Position: Standing in shooting area, Heels touching the fault line as demonstrated, Time Starts - audible signal.

Start Condition: Firearm chamber empty, magazine inserted and holstered.

Procedure: On signal, engage targets from within shooting area.

Stage 5



Stage 5

Targets: 6 IPSC Targets, 1 IPSC No shoot, 1 Clam Shell with step activator.

Possible Points: 55 Points

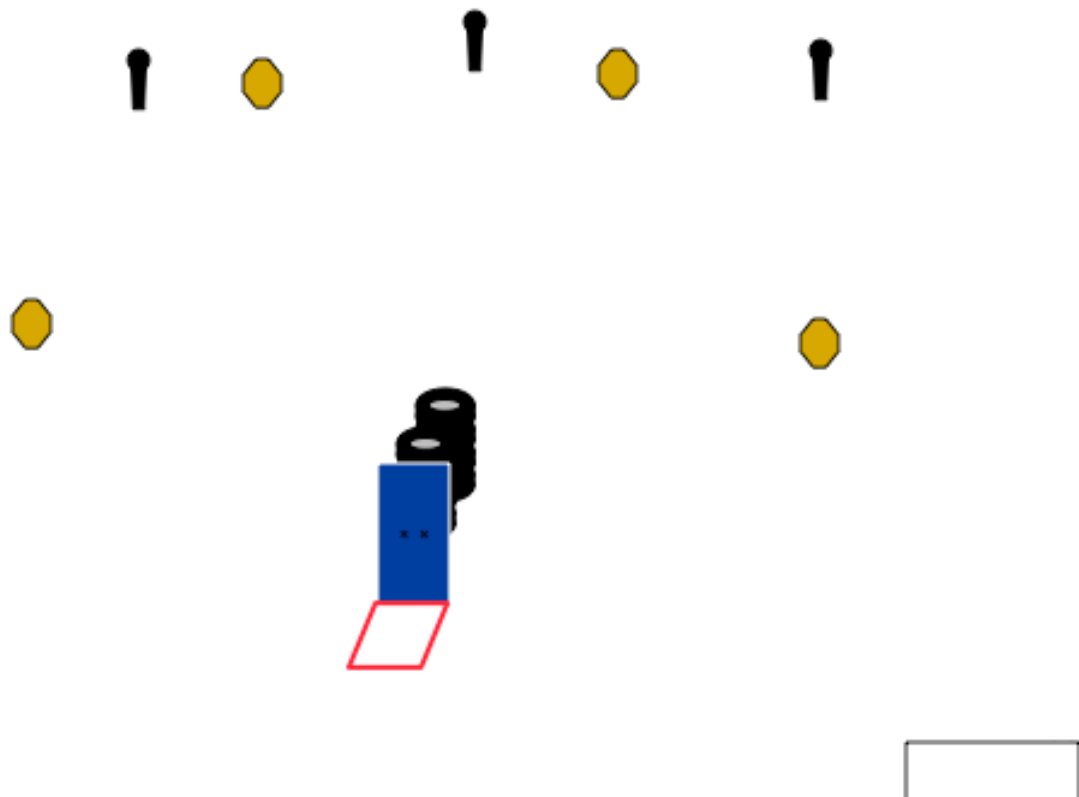
Rounds to be scored: 12 Rounds

Start Position: Sitting on chair hands crossed behind head, as demonstrated
Time Starts - audible signal.

Start Condition: Firearm "Chamber and Magwell empty" all magazines on the belt.

Procedure: On the start signal, engage targets from within shooting area.

Stage 6



Stage 6

Targets: 4 IPSC Targets, 3 IPSC Poppers.

Possible Points: 55 Points

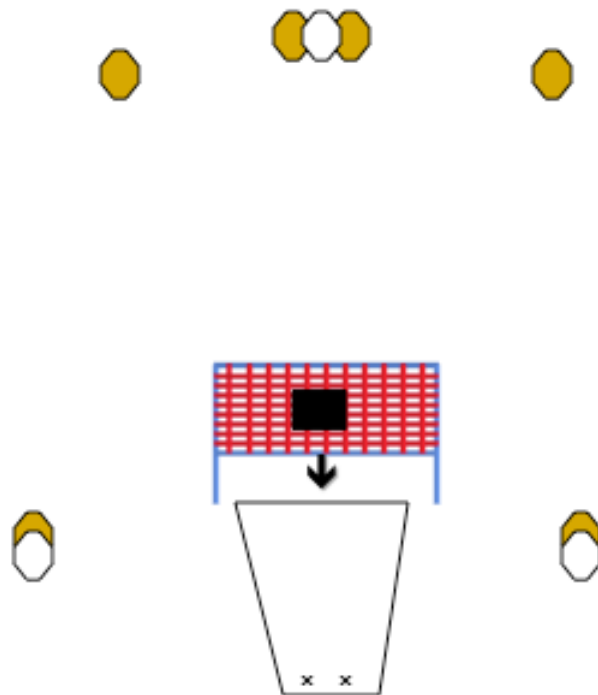
Rounds to be scored: 11 Rounds

Start Position: Standing in the designated area hands touching the barrier, as demonstrated. Time Starts - audible signal.

Start Condition: Firearm Ready Condition.

Procedure: On the start signal, engage all targets.

Stage 7



Stage 7

Targets: 6 IPSC Targets, 2 no shoots.

Possible Points: 60 Points

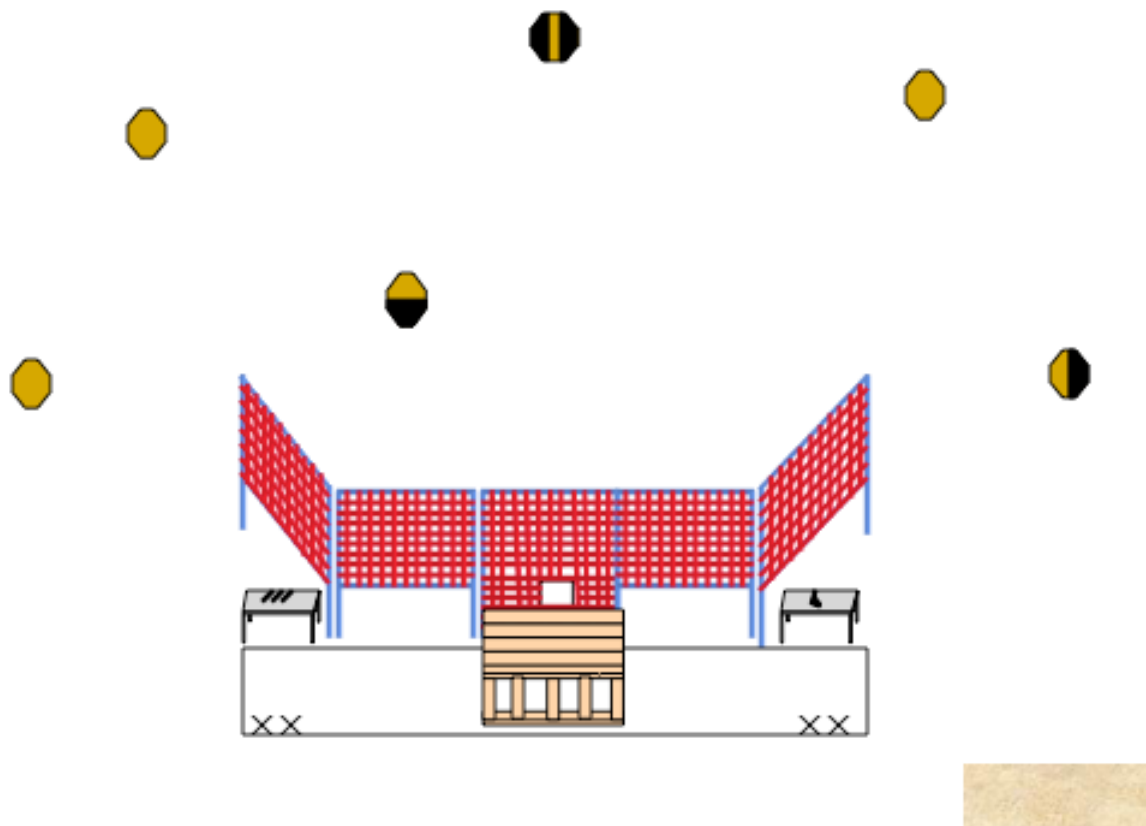
Rounds to be scored: 12 Rounds

Start Position: Heels touching the markers as demonstrated. Time Starts - audible signal.

Start Condition: Firearm Ready Condition.

Procedure: On the start signal, engage all targets.

Stage 8



Stage 8

Targets: 6 IPSC Targets.

Possible Points: 60 Points

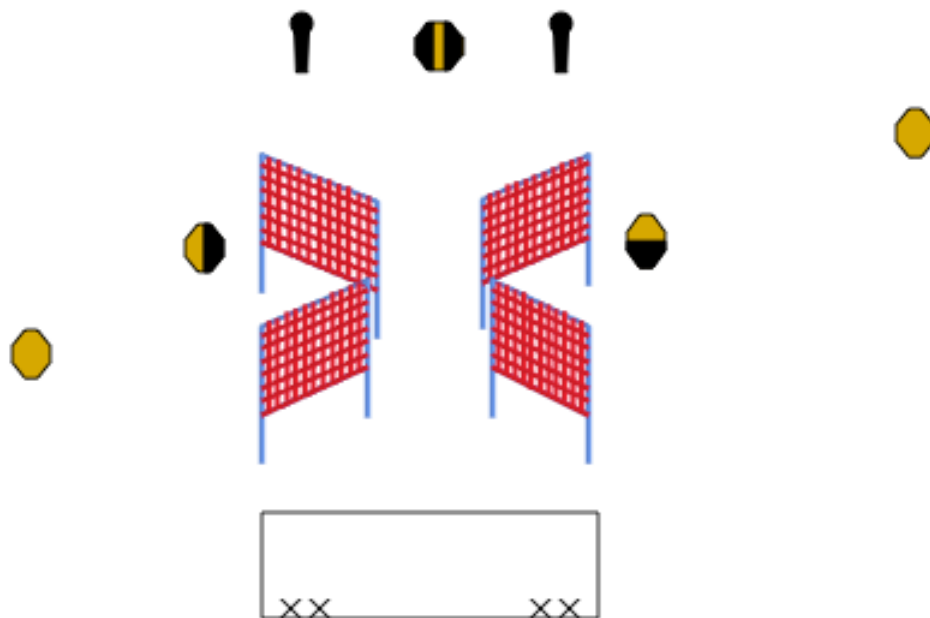
Rounds to be scored: 12 Rounds

Start Position: Standing at either side of the markers, as demonstrated. Time Starts - audible signal.

Start Condition: Firearm chamber and magwell empty lying on one table with all magazines on opposite table.

Procedure: On the start signal, engage all targets.

Stage 9



Stage 9

Targets: 5 IPSC Targets, 2 IPSC Poppers.

Possible Points: 60 Points

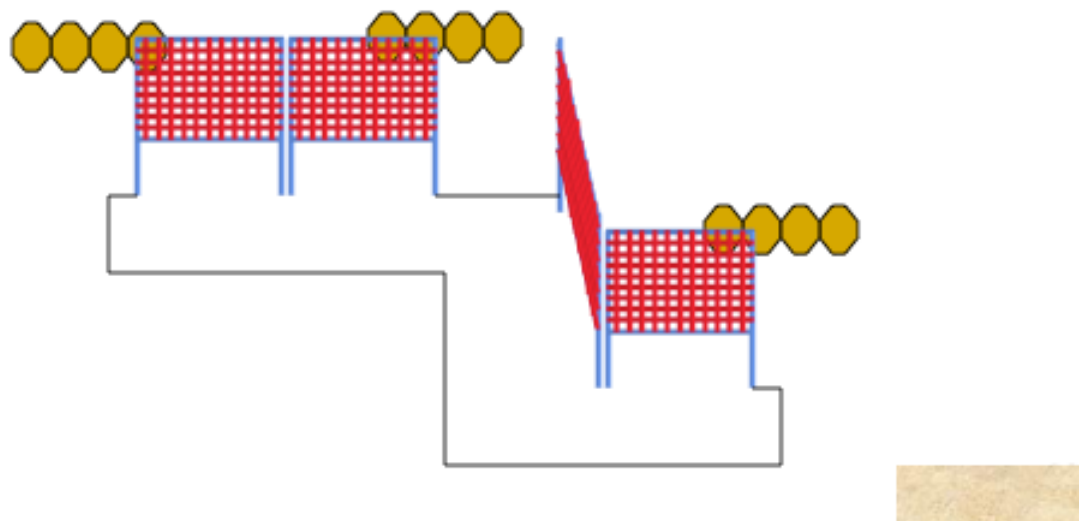
Rounds to be scored: 12 Rounds

Start Position: Standing at either side of the markers, as demonstrated. Time Starts - audible signal.

Start Condition: Firearm Ready Condition.

Procedure: On the start signal, engage all targets.

Stage 10



Stage 10

Targets: 12 IPSC Targets.

Possible Points: 120 Points

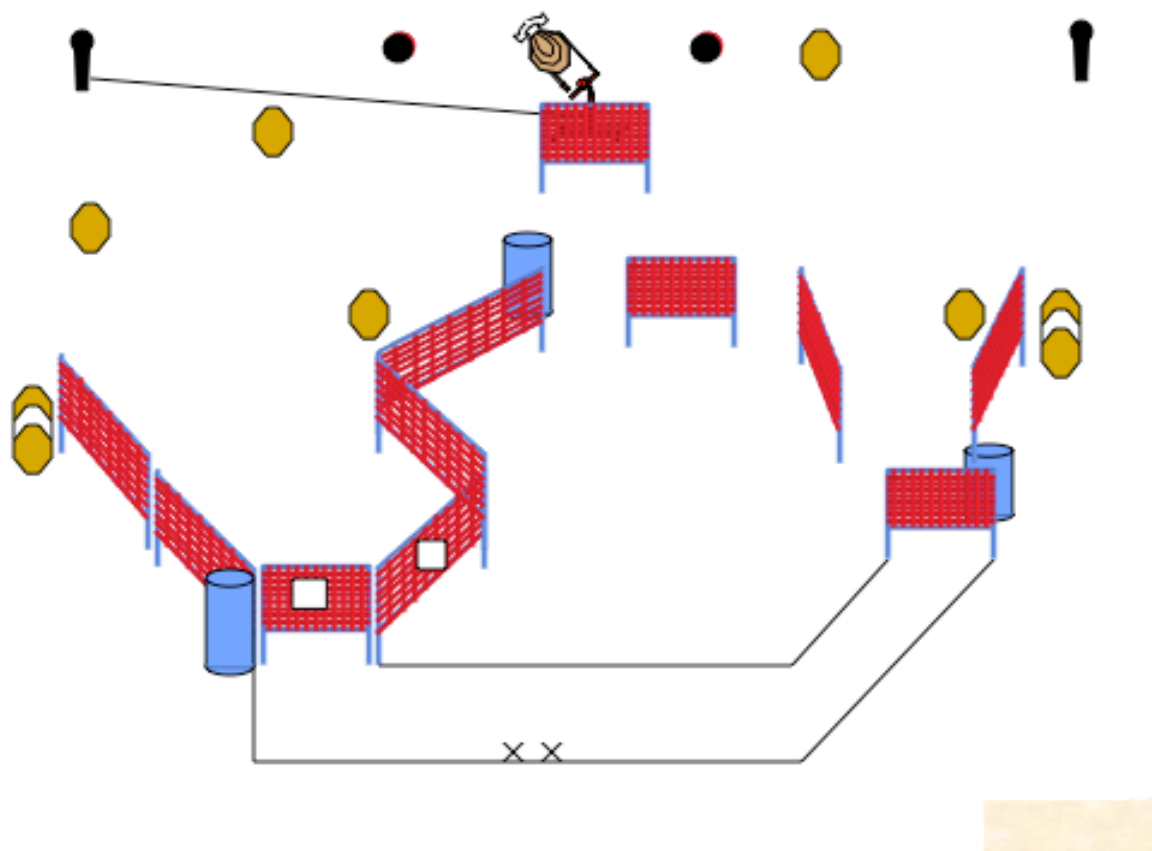
Rounds to be scored: 24 Rounds

Start Position: Standing toes touching barrier as demonstrated. Time Starts - audible signal.

Start Condition: Firearm Ready Condition.

Procedure: On signal, engage targets from within shooting area.

Stage 11



Stage 11

Targets: 10 IPSC Targets, 2 no shoots, 2 IPSC Popper, 2 IPSC Metal Plates.

Possible Points: 120 Points

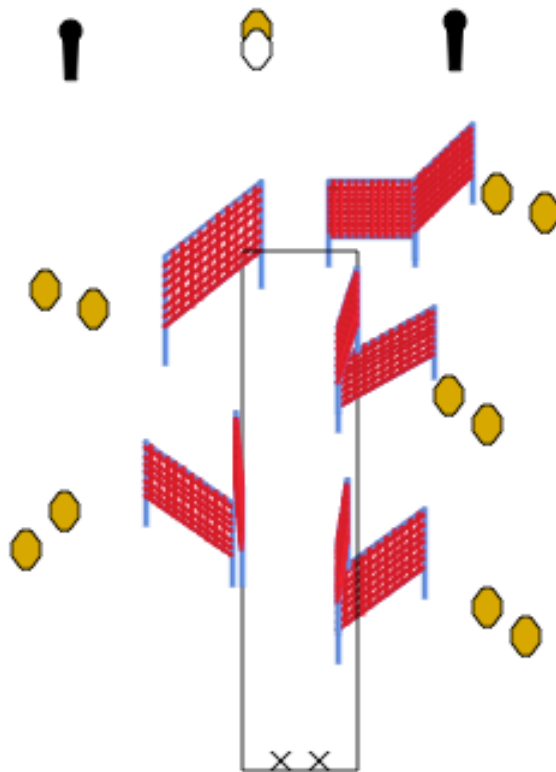
Rounds to be scored: 24 Rounds

Start Position: Heels touching the markers as demonstrated. Time Starts - audible signal.

Start Condition: Firearm Ready Condition.

Procedure: On the start signal, engage all targets. Popper activates Swinger and remains visible at rest.

Stage 12



Stage 12

Targets: 11 IPSC Targets, 1 no shoots, 2 IPSC Popper.

Possible Points: 120 Points

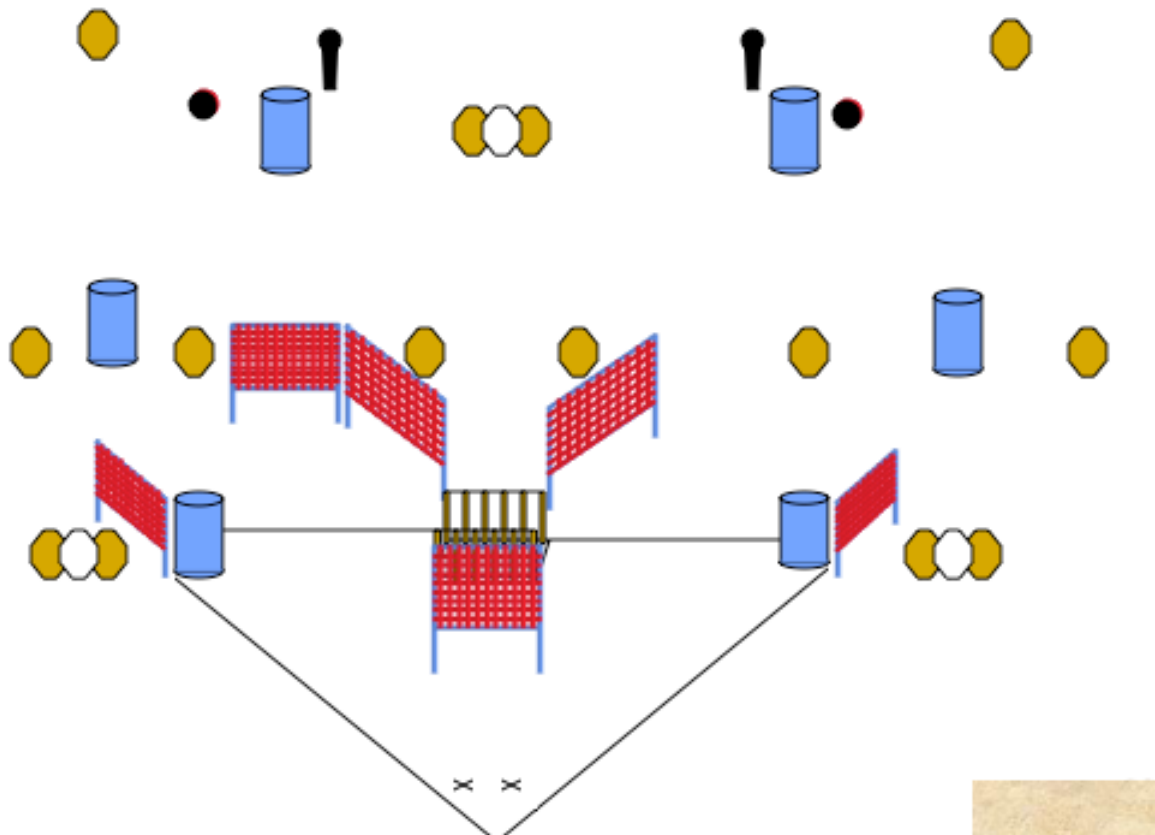
Rounds to be scored: 24 Rounds

Start Position: Heels touching the markers as demonstrated. Time Starts - audible signal.

Start Condition: Firearm Ready Condition.

Procedure: On the start signal, engage all targets.

Stage 13



Stage 13

Targets: 14 IPSC Targets, 2 IPSC Poppers, 2 IPSC Plates.

Possible Points: 160 Points

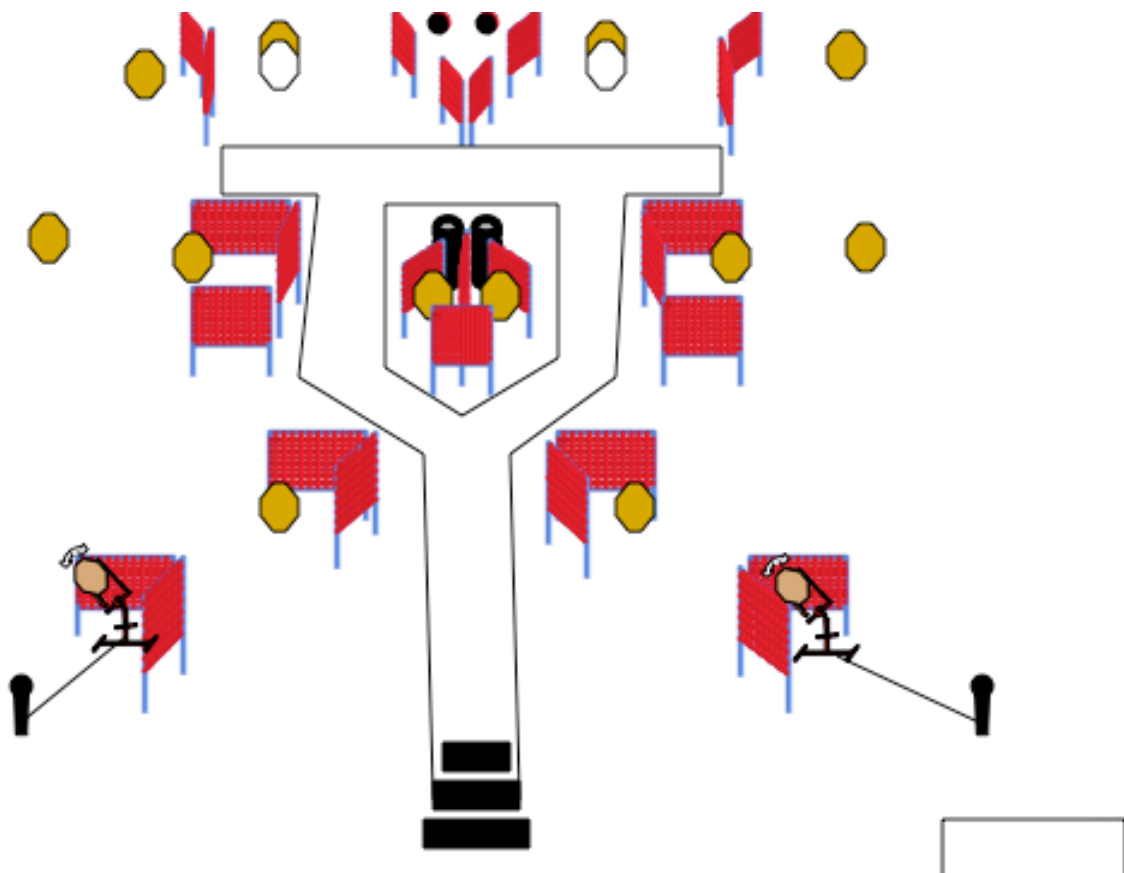
Rounds to be scored: 32 Rounds

Start Position: Standing at the markers, as demonstrated. Time Starts - audible signal.

Start Condition: Firearm chamber and magwell empty holstered, ALL magazines on table either side of the stage.

Procedure: On the start signal, engage all targets.

Stage 14



Stage 14

Targets: 14 IPSC Targets, 2 IPSC Plates, 2 IPSC Poppers, 2 Swingers

Possible Points: 160 Points

Rounds to be scored: 32 Rounds

Start Position: Standing heels touching the marks as demonstrated, Time Starts - audible signal.

Start Condition: Firearm Ready Condition.

Procedure: On the start signal, engage all targets. IPSC Popper activates the swinging target and remains visible at rest.